

The Tollgate Farm News

VOLUME 28

ISSUE 10

OCTOBER 2022



MSU Tollgate Garden Volunteers General Meeting On Zoom

**Thursday, October 20, 2022
7:00 PM**

At press deadline, the October program is still being developed.

Reviewing 2022

This year was a mix of Zoom and outdoor meetings. Welcoming the year with another installment of Gail Morrell's lessons from the garden, then exploring rain gardens with Matthew Bertrand from Friends of the Rouge, and learning about vernal ponds with Andrew Nowicki filled the first quarter. In April, Keith Berven, PhD, delighted us with dahlias. Cathy Flinton, HTR, shared information about horticultural therapy (HT) in advance of Saturday workshops on HT at Tollgate and other locations. Returning speaker Kyle Kandilian gave his presentation on edible native plants in June and invited us to visit his home garden in late July to see pollinators, native plants, and more. Tollgate gardeners and supporters enjoyed nice weather for evenings outdoors for the July open house, the August hay ride and tree walk with Roy Prentice, and the September cooking demo with Mary Spencer. Details for the last educational session in October are under development.

Looking Forward to 2023

Next year will start on Zoom for January, February, and March. Gail Morrell will return with more insights, then Janet Macunovich and Steven Nikkila will cover pruning. Other programs in the works are houseplants with a greenhouse owner, medicinal gardens and aromatic plants, climate change including local data, insects in our gardens, plus some other topics, all subject to finalizing speaker availability and Zoom versus in-person scheduling.

TOLLGATE GARDEN VOLUNTEER IMPORTANT DATES AND EVENTS

OCT	MEETINGS		NOV	MEETINGS	
4	TGAC Meeting – Zoom	7:00 pm	1	TGAC Meeting – Zoom	7:00 pm
20	TG Volunteer Mtg – in person	7:00 pm	5	Recognition Dinner at TG	4:00 pm
OCT	WORKDAY ACTIVITIES		NOV	WORKDAY ACTIVITIES	
1	Plant Division & Potting	9:00 am		No Workdays in November	
8-9	PumpkinFest	9:00 am			
15	Fall Clean-Up	9:00-Noon			
22	Fall Clean-Up	9:00 am			
29	Fall Clean-Up				

**No Tollgate Volunteer General Meetings in November and December
The Farm News will not be published in December**

The Tollgate Farm News

A Special Thanks!

To all of you who donated to help the Tollgate Gardeners make Tollgate a more beautiful place - your donation is greatly appreciated! The support you have provided will continue to help our program prosper and grow. Thanks again and Happy Gardening!

Michele Haaseth



Photo from MSU Extension website

The Tollgate Farm News

FROM THE TOLLGATE FARM MANAGER

GREETINGS

Roy Prentice

Greetings all,

September was a very busy month. Thanks to the nursery team, the Fall Plant sale was a great success, raising nearly \$1,700 for site horticulture projects. It takes a lot of organization and work to host the plant sales. Nursery Area Garden Leader, Peg Palmer, and the nursery team do a wonderful job of providing support for the gardens.

PumpkinFest



PumpkinFest was a great event again this year. It was wonderful to see so many families enjoying the farm's outdoor spaces. The event was a lot

of work for volunteers and staff and loads of fun too. Thank you to the volunteers who worked hard to make the event a success. Some of the highlights were the pumpkin flinging trebuchet, the most excellent pumpkin patch grown by yours truly, the weather, and the hard work and dedication of the volunteers and staff who made it all come together. The freshly made donuts were pretty great, too! The event grossed well over \$40,000, with an additional \$20,000 raised from the donations of supporting businesses. All revenue from

PumpkinFest is vital to support Tollgate programs and staff.



The volunteers who talked with visitors about the gardens and encouraged them to purchase quilt raffle tickets were great. The quilt was handmade in 2019 and early 2020 by a dedicated group of volunteers, and it is beautiful. Due to Covid, the raffle for the quilt was not conducted until this year. Our big push for raffle ticket sales was PumpkinFest. Raffle ticket sales on Saturday were slow, but better weather and a change of sales table location brought much better sales on Sunday. The quilt raffle raised nearly \$500. for the gardens. The lucky winner was Jen Gabrys, who is part of Tollgate's 4H club. Congratulations Jen!

Thanks for all that you do to support the farm. There are still a few garden workdays left before the end of the year. Fall is a special time to experience Tollgate. Please consider coming to the farm for one of the remaining workdays of 2022. The grounds, gardens, and woods are all beautiful in the fall. A stroll through the farm at this time of year can truly be magical. Thanks to all who support the farm and make it a magical place.

Thanks for all that you do!
Roy

Photos provided by Roy Prentice

The Tollgate Farm News



Notes from the President
Renee Cottrell

"I think that's my strength, that I am an amateur gardener who loves gardening. I've read about it, I've written about it, I've done it all my life but at heart, I'm just a passionate amateur gardener."

- Monty Don, British horticulturist, writer, commentator

Congratulations to the Nursery Team for another successful Fall Plant Sale. Your teamwork and dedication to the nursery and fund raising is much appreciated.



Vote Now- October is the month to vote on all elected positions for your Tollgate Advisory Committee (TGAC). Though the field of nominees is very limited we ask that you participate in the voting process - write-in votes for willing members are welcome! Please submit your ballot for the elected officer positions by email or U.S. mail by the membership meeting on October 20th. You can also vote by proxy via phone call/message to Roy for the same deadline. Look for the ballot near the back of this newsletter.

Please Note – If you have not yet logged your hours on the Tollgate volunteer site using the QR code, you can still add them in before the end of the year. This is NOT used by nor linked to the Extension Master Gardener records. It is used only at Tollgate for recording visits and volunteer contribution of time to be used in

reports, requests of funding and other administrative purposes. (See the QR code and link near the back of this newsletter.)

Also in this issue is the 2023 Membership form. Membership is renewed every year for the most accurate record keeping of Active and Supporting members. Yes, that includes members who may have just recently signed up for 2022. This form will renew your membership for **January 2023 through December 2023**. Our communications start in early January, so renew now so you do not miss any important early season information! Remember that your donation is voluntary, so please don't let that prevent you from renewing. Why not take a few moments NOW, to complete the form and send it in! (Before you snowbirds head south or before holiday planning revs up and you forget.) You can contact Angie Carter, Membership Chairperson, with any questions at tollgatemembers@gmail.com

Check out this issue for articles on the Nursery and PAR garden's end of season work and other interesting news and pictures.

Thank you for being a Tollgate Garden Volunteer.

Renee Cottrell, Adv. MG, President

Photo provided by Renee Cottrell

The Tollgate Farm News

Member Spotlight

In the hopes of encouraging all members to wear their name badge when on-site at Tollgate, we are spotlighting a current member monthly in the newsletter. The name badge indicates your status as a garden volunteer and is very helpful to new members, as well as visitors. The badges are in a box on the table in the Volunteer Center. If your badge is missing, there is a sign-up sheet nearby, and one will be made for you.



You are welcome to take your badge with you, or keep it in the box to grab each time you are on-site. We will be looking for volunteers wearing their badge on Saturday workdays and may ask to take your picture for the next newsletter.

This month's member caught wearing her badge is:

Kathy Johnson



Years gardening... 60+

Master Gardener since... 2015

Volunteer at Tollgate since... 2016

Favorite garden... "Farmhouse, of course!"
(Kathy is the AGL of the Farmhouse Garden.)

The Tollgate Farm News

Garden Plant Label Project

ATTENTION AGLs: If you need new or replacement labels for your garden's plants, now is the time to take inventory.

A labeling "workshop" is planned for some time in November onsite at Tollgate. **Master Gardeners** needing volunteer hours will be able to assist in making labels. (More information to come on this project.)

Please compile a list of labels needed for your garden. Your list should include the botanical, species, and common names of your plants, if available to you.

Please complete your list and email to Marilyn Alimpich by October 30th at: masoleil@sbcglobal.net.



Photo provided by Marilyn Alimpich

Please Renew Your Membership for 2023

Are you an early bird?
If yes, consider
renewing your TGV
membership for 2023 now.
The form can be found at
the end of this newsletter.

Your membership helps you
stay notified of
Volunteer Workdays,
events, and meetings.

Thank you!
Angie Carter

Tollgatemembers@gmail.com



The Tollgate Farm News



**VOLUNTEERS
TOGETHER
DIVIDING
GROWING
SHARING**

NURSERY NOTES Peg Palmer

SUMMER 2022 WAS BACK TO “NORMAL” FOR THE NURSERY! We hosted successful Spring and Fall Sales – vital fundraising events that support the needs of all Tollgate Gardens. It was great to see shoppers lining up by the Activity Center in the morning, hoping to be first in the Nursery rows to find some great plants to take home!



WE’RE NOW IN THE PROCESS OF “CLOSING” THE NURSERY FOR THE WINTER. This starts with a full inventory of all the pots we have to overwinter. We use

the inventory to identify plants that need “special treatment” to overwinter successfully in a pot and plan for what we need to request next year to stock up for the Spring Sale.



SOME HARDY PERENNIALS STRUGGLE TO OVERWINTER IN A POT.

In past years we have overwintered these varieties under a “row cover” which moderates the typical Michigan freeze/thaw cycle and reduces accumulation of rainwater and snowmelt in the pot. But we still lose many of

these plants, likely due to wet and rainy weather before and after the row covers are installed. This year we are trying a new process –unpotting these varieties and overwintering them in their assigned rows, but “heeled in” with a shallow layer of soil over the roots. We’ll pot them up again later in the spring. I don’t think this is less work than installing and removing row covers, but the work will be done

in the relatively balmy days of October and May, rather than late November and March!



AS I WRITE THIS, FALL INVENTORY IS ALMOST COMPLETE.

After saving this information for our spring planning, we will begin our final winter preparations. After

removing the varieties selected for special treatment from their pots, we will “heel in” each group with a layer of soil in the assigned Nursery row. Each location will be identified visually (using colored landscape flags) and in our inventory records, since there will no longer be a pot with a plastic stick in a pot to label the plant!

SOME PLANTS REQUIRE BETTER DRAINAGE YEAR-ROUND!

We purchased cloth pots earlier this season to provide an option for plants that need better drainage than a plastic pot, specifically Butterfly Weed (*Asclepias tuberosa*). There are other varieties that we may repot into these woven cloth pots to overwinter and remain in this pot for next year’s growing season.

ALL POTS WILL THEN RECEIVE OUR STANDARD WINTER PREP -

After pushing the plant ID stick down into the plant, all foliage will be cut back (we have a documented list of exceptions). Pots will be grouped together, in their assigned rows if possible, and surrounded (but not covered) with mulch to provide more insulation from temperature variation.

If this sounds interesting to you, consider joining the Nursery Team for next season! It can be fun to learn about lots of different plants, including how to grow them in a pot! You can join as a **ROW LEADER** (focus your attention on maintaining a group of plants in one specific area), or a **MEMBER AT LARGE** (a generalist who is kept in the loop with all that’s happening in the Nursery and helps out with whatever projects are ongoing as you are available). In either role, you can be part of future changes as we work to continually improve our operations, learn about growing lots of different plants and raise money to support all the Tollgate Gardens! Email Peg Palmer for more info: palmermargaretanne@gmail.com

Photos provided by Kathy Johnson

The Tollgate Farm News



PAR GARDEN

Kathryn Fitzpatrick

Harvest total is 2912 lbs.! And we are still harvesting beans and carrots from the original planting earlier in the year. We started a second planting of summer squash, turnips, and radishes and they are thriving. Hopefully the frost will hold off and these will all yield well. It is also time to start preparing the garden for winter as well as planning for the next season – reflecting on the good, the bad, and the ugly.



We planted our oat / pea cover crops in several beds, and what seeds the birds have not made off with are doing well. We shall see how this works for weed control versus the black plastic from last year that worked quite well, despite needing to continually resecure due to high wind conditions. All the harvested beds are



either covered in black plastic or seeded with cover crop and ready for the winter season.

We had to harvest the winter squash early, as the abundance of squirrels this year resulted in a great deal of loss – about half of the acorn squash was damaged and had to be composted. Once the tough outer layer of the winter squash is compromised, it is likely that rot will set in before the squash can cure and be ready for consumption. We still had a pretty good harvest, and the

undamaged squash is curing in the greenhouse for a couple of weeks before distribution.



The carrots are so abundant that we have been harvesting several loads each week. The carrots have an interesting mix of mostly orange, but some white and purple carrots as well, and there are many unusual shapes. There are many damaged – some broken, some

nibbled, and some with rot or insect spots. These are either taken by the volunteers or left in the cooler for the livestock. I have been enjoying roasted carrots and a wonderful carrot-ginger-coconut milk soup.

The three types of beans are still producing quite well, and the trellis is a welcome spot in the shade due to the tall vines that are both beautiful and plentiful. The beans are distinctly different as are the leaves and flowers. And of course, they are nutritious and tasty – fresh off the vine or roasted / boiled / sauteed.

We finished harvesting the cabbage, which was not too badly damaged by cabbage moths due to the timely application of the organic pesticide by the CSA team. The purple cabbage, although beautiful, did not develop good heads, so we will not use this type again next year. We will look for another colorful or unique cultivar to try.

Our onions cured nicely and yielded 513 lbs. of produce for distribution to Forgotten Harvest and PB&J. The garlic was also prepared for storage in its entirety to be planted very soon this month for harvest next year. There were approximately 150 heads of garlic with an average of 5 cloves per head, so we will be planting two full beds of garlic as well as garlic on either side of the bean trellis within the next couple of weeks. The garlic will be dormant until spring when it is the first plant to emerge in our garden.

PAR Garden continued on Page 9

The Tollgate Farm News

PAR Garden continued from Page 8

We will definitely have enough garlic next year to share with our distribution partners, as well as store as seed garlic!



As far as our second plantings, our radishes have developed quickly and are also a beautiful array of colors – red, pink, and

white. They are delicious raw or roasted. Again, the damaged ones go to good use – either as a treat for the volunteers or more material for the compost pile. The turnip greens are magnificent, and the turnips are looking good albeit a little small still.



The summer squash plants look great with lots of beautiful flowers, and hopefully some pollinators are sticking around despite the cool weather to help us with a good yield.

So, to summarize it has already been a tremendous year for the PAR Garden with

carrots, beans, radishes, turnips, and summer squash yet to be added to the bounty. As always, it is important to note that this success must be attributed to the dedicated volunteers and the MSU Tollgate Farm staff including the very helpful CSA team.

Happy Gardening,

Kathryn Fitzpatrick



Photos on Page 8 & on left provided by Kathryn Fitzpatrick
Photos on right by Lynette Leroux

The Tollgate Farm News

What is an AGL?

If you are new to volunteering in the Tollgate gardens, or even if you are a seasoned veteran, you may have heard the term “AGL” in meetings and correspondence and wondered just what that was. The acronym “AGL” stands for Area Garden Leader. In the Tollgate gardens, this is the term we use to designate a person (or persons) who direct the activities in a particular garden and take on the behind-the-scenes organization of information and communications. It is a wonderful way to enhance your gardening skills and creates many opportunities to expand your plant knowledge, learn more about design, and strengthen your project organization skills. Experienced members will be happy to help you transition to this leadership role. Within our group is a wealth of knowledge that is willingly shared. There will be someone available to orient any new AGL on the plants, purpose, and potential of that particular garden area.

Role of AGL:

- To act as the point person regarding the needs and plans for a designated/chosen garden for communications with team members, the Farm Manager, and the Tollgate Garden Advisory Committee (TGAC)

Responsibilities of AGL:

- Gather, update, and disperse information about the chosen garden, including but not limited to: plant list, plant tags, and the seasonal need of those plants, in the garden binders kept in the Volunteer Center, and other formats, such as brochures and the Tollgate Garden Volunteers (TGV) website.
- Communicate garden needs and work activities with other team members and other TGVs on designated assigned work days
- Communicate any plans or budget needs of the chosen garden in the required format/form and timeline for approval by the TGAC. These can be developed solely or with other team members

Qualifications:

- “Active” member designation in the TGVs, including having completed the annual Volunteer Selection Process (VSP)
- Eagerness to learn about plants in a designated/chosen garden area
- Willingness to work with and direct other team members as required

The TGAC will attempt to direct other TGV members with similar interests to join a particular garden team, so that even a solo AGL is not expected to do all the physical work in the gardens. Each garden has designated Saturday Workdays throughout the gardening season to help keep up basic maintenance. You can work with a garden partner as co-AGL and take on any part or whole garden available.

Tollgate Gardens with open AGL or co-AGL positions:

- Any of the collection gardens in the **Demonstration** Garden around the north parking lot
- **Hosta, Heritage, Office, Children’s Entrance, Children’s Pond, or Children’s East Tollbooth** Garden areas

If you are not yet ready for a lead assignment, please consider joining one of the existing teams in the many other Tollgate gardens. An annual AGL meeting, open to all, is held in January (date TBD). Attending this meeting would be a great opportunity to learn more about becoming an AGL or garden team member.

The Tollgate Farm News

Minnette's Baby Shower

Following the Saturday, September 10th workday, volunteers gathered in the Volunteer Center to hold a surprise baby shower for Minnette Prentice. Adorable gifts were opened and there were many "ooh's and ahh's!"



Minnette and Jesse forwarded the following note to all:

We'd like to extend an overwhelming THANK YOU for the generous gifts received for our little girl arriving soon! It has been such a great experience for Minnette creating relationships with the volunteer group over the years and the Saturday work days are a highlight of her week. We can't wait to see the little one running around the farm and hope that she comes to appreciate and love it as much as Minnette did growing up.

*With Gratitude,
Minnette & Jesse*



Top row photos provided by Linda Piasecki
Bottom photo provided by Minnette Prentice

The Tollgate Farm News

Recipes from the September TGV Membership Meeting

Below are some photos and the recipes for the fun dishes Mary Spencer presented at our September meeting.



MUSHROOM TOASTS WITH BRIE

6 tbsp. olive oil
1 lb. mushrooms (button, cremini, oysters or chanterelles), cut into 1 inch pieces
1-2 thyme sprigs (fresh)
6 large garlic cloves, crushed
Salt and black pepper to taste
5 tbsp. unsalted butter, softened
3 tbsp. finely chopped fresh flat leaf parsley
1 tbsp. sherry vinegar
1 baguette sliced 1/2 inch thick
8 oz. Brie or other triple cream cheese
1 tbsp. fresh lemon juice
Extra virgin olive oil



1. Heat olive oil in a large skillet over high heat just until smoking. Add the mushrooms in a single layer, and cook, without stirring, until golden brown, about 3 minutes. Stir in thyme, garlic, salt and pepper to taste. Reduce heat to medium high, and cook, stirring occasionally, until mushrooms are tender and browned all over, about 3 minutes. Add butter, parsley and vinegar. Cook stirring occasionally, until mushrooms are coated in butter, about 1 minute. Add lemon juice and a drizzle of olive oil. Transfer mushroom mixture to a bowl to cool.

2. Preheat oven to 350F. Place baguette slices in a single layer on a sheet pan. Bake in preheated oven until lightly toasted, about 8 minutes per side.

3. Spread cheese evenly over toasts. Spoon mushroom mixture evenly over toasts; garnish with and chives.
Serves 12-15

RECIPE COURTESY OF:

Mary Spencer

Taste: A Cook's Place

www.tasteacooksplace.net



SNOW PEA HOLIDAY WREATH WITH CREAMY ASIAN DIP

1/2 lb. fresh snow peas, strings removed
2 cups grape tomatoes
1 cup mayonnaise
4 tsp. soy sauce
1 1/2 tsp. sugar
2 tsp. fresh lemon juice
2 tsp. wasabi paste

1. In a small bowl combine mayonnaise, soy sauce, sugar, lemon juice and wasabi paste. Place the bowl in the center of a serving platter.

2. Arrange the snow peas around the bowl like the spokes of a wheel. Place cherry tomatoes randomly around snow peas.
Serves 20




WHIPPED FETA WITH MARINATED OLIVES

8 oz. block feta cheese
1 container Greek yogurt
4 garlic cloves
1 tsp. lemon zest
1 tsp. whole milk
1 cup marinated olives

1. In a food processor, add the block of feta (broken up into pieces so it will fit), Greek yogurt, garlic and lemon zest.

2. Puree until smooth, scraping the sides as needed. If you'd like it thinner, add in the milk and puree again to combine.

3. Spread the feta in a serving bowl and top with marinated olives as desired.
Serves with pita chips or baguette slices.
Serves 8-10



Photos provided by Renee Cottrell

The Tollgate Farm News

September 10 Workday with Special Help from the LDS Volunteers



Photos on left provided by Renee Cottrell
Photos on right by Marilyn Alimpich

The Tollgate Farm News

Tollgate's Edu-Garden

During Tollgate's summer camps, a group of volunteers and staff prepare activities in the Edu-Garden area that provide hands-on experiences for the campers. These dedicated volunteers, including Kathy Begin, Dawn Snook, Nancy Turner, Cindy Prentice, and Janelle Justin, plus Tollgate staff members Katie Gallagher and Sara Mund, planned educational and fun activities for weekly visits to the garden in 2022.

Lessons on prepping, planting, and caring for the gardens were developed to correlate with various weekly camp themes. Campers learned through hands-on activities the properties of water, needs and parts of plants, how to dissect seeds, survival skills, and about pollinating insects. Emphasis was placed on healthy eating and savoring the harvest. The campers enjoyed being outdoors to experience and learn about nature first hand.



Top row photos provided by Kathy Begin
Bottom row photos by Nancy Turner

The Tollgate Farm News

Welcome New Tollgate Garden Volunteer Members

We are glad you are with us! Please feel free to contact Renee Cottrell with any questions on our planned activities and schedules for 2022. You may email your questions about the gardens and volunteering at rmcottrell4@att.net. This is a wonderful place, full of educational opportunities, with personal satisfaction and social connections as reward for volunteering. Our membership holds a large amount of collective knowledge and expertise that is willingly shared with a strong team approach to make every effort to direct new members to areas of most interest on the site. We want to guide you to a great experience with the Tollgate Garden Volunteers. Check out these links to start exploring your garden opportunities:

Garden Orientation PDF

<https://www.canr.msu.edu/tollgate/uploads/files/Tollgate%20Garden%20Volunteer%20orientation%20draft2.pdf>

Tollgate web pages for the Gardens

<https://www.canr.msu.edu/tollgate/gardens/>

2022 Tollgate Garden Volunteer Activity Calendar

<https://www.canr.msu.edu/tollgate/uploads/tollgate%20calendar%206-8-2022.pdf>

Other volunteer info at Tollgate


<https://www.canr.msu.edu/tollgate/volunteering/>



Photo provided by Roy Prentice

The Tollgate Farm News

Tollgate Gardens are on Facebook and Instagram

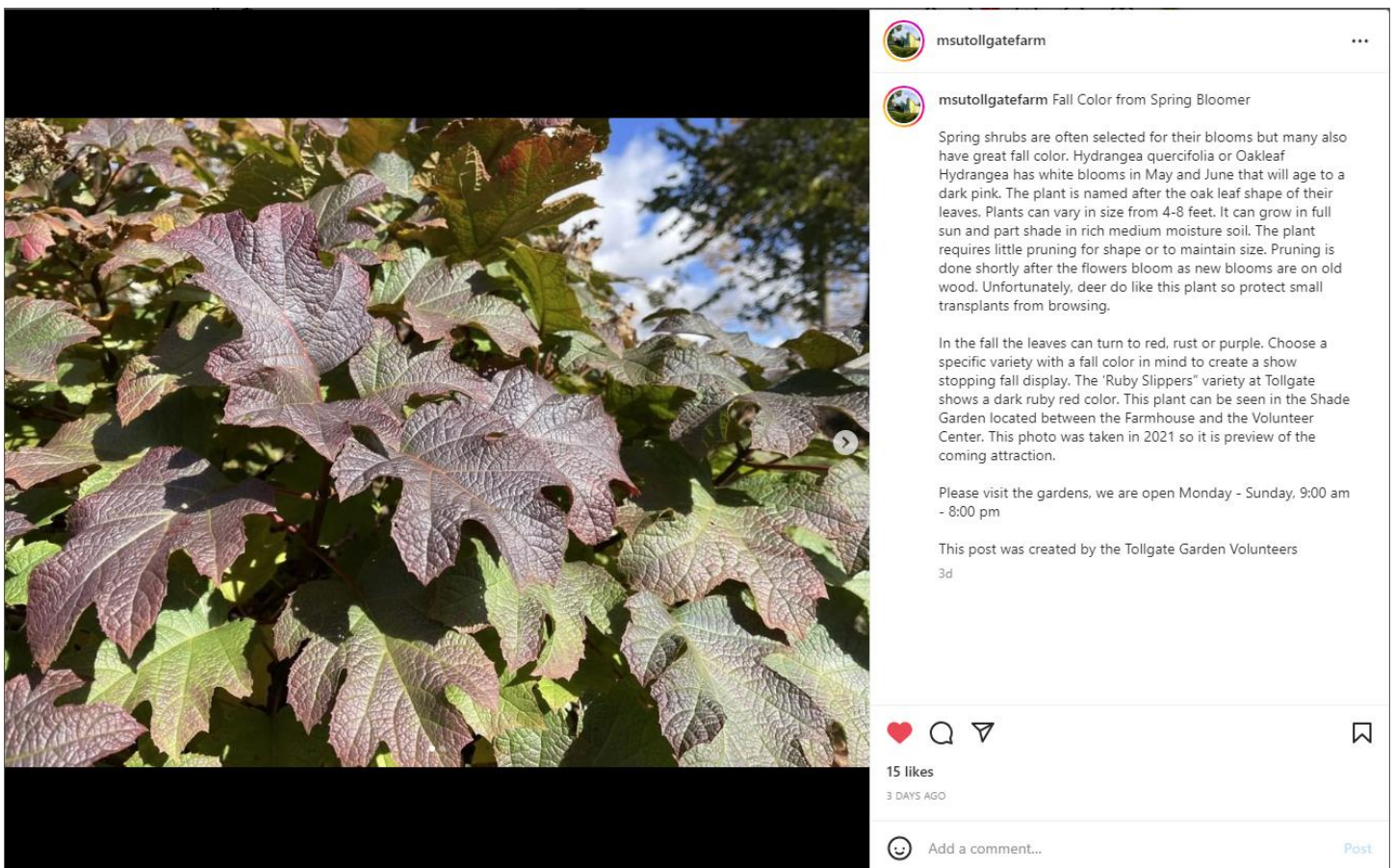


Share the beauty of Tollgate Gardens on Facebook and Instagram

We are posting photos and information about the gardens on the Tollgate Facebook (<https://www.facebook.com/ExperienceTollgate>) and Instagram (<https://www.instagram.com/msutollgatefarm/>) pages.

Our posts have been well received and we are increasing the awareness of our gardens, providing education on the plants in our gardens and hopefully encouraging some new volunteers. If you would like to help, please send high resolution photos to Kathy Johnson (kmj@chartermi.net), along with information about the photo like garden name, plant name, and the time of year the photo was taken. Note: photos can be taken over the last few years. If you would like to draft a brief educational text about the plant and its care, please send that also. Kathy will help finalize the post for you and when completed she will coordinate with the Tollgate social media lead to get it published. We would like to have lots of social media posts on the gardens this year!

Example of a recent Instagram posting:



The Tollgate Farm News

THE CHILDREN'S GARDEN



Photos provided by Renee Cottrell

The Tollgate Farm News


FARMHOUSE GARDEN CARYOPTERIS



Photos provided by Kathy Johnson

The Tollgate Farm News

AROUND THE FARM



Top two rows and bottom left photos provided by Renee Cottrell
Bottom right photo by Roy Prentice

The Tollgate Farm News

DOWN AT THE POND



Photos provided by Monica Villard

The Tollgate Farm News

FALL AROUND THE FARM



Top row photos provided by Renee Cottrell
Bottom two photos by Roy Prentice

The Tollgate Farm News

2022 PUMPKINFEST



Photos provided by Lynette Leroux

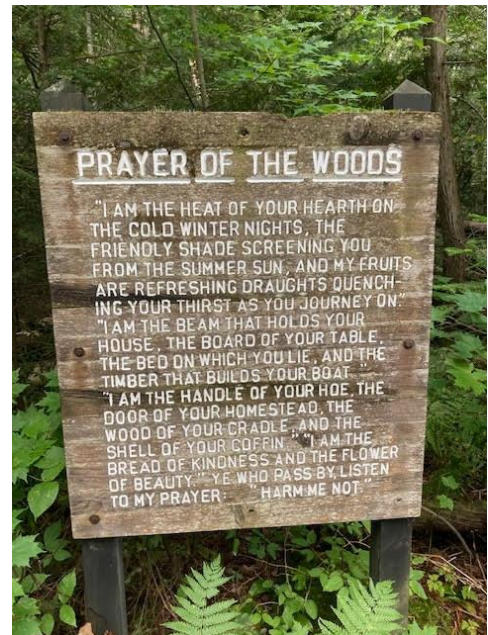
The Tollgate Farm News

MORE 2022 PUMPKINFEST



Top row photos provided by Nancy Powell
Center and lower right photos by Roy Prentice
Bottom left photo by Lynette Leroux

The Tollgate Farm News



Garden quotes submitted by Kathryn Currier and Nancy Powell

The Tollgate Farm News

Take a Tollgate Picture

Next time you are volunteering at Tollgate, consider taking some pictures for the Tollgate Calendar. The preferred format is jpeg, landscape files. **It is important to send high-resolution photo files at full or actual size.** Send photo files in separate emails, if necessary, to TGFarmPhotos@gmail.com.

Photos are also appreciated for the monthly Farm News. Photo files can be “small-sized” and sent to napowell77@gmail.com.

Every season is magical at Tollgate. Think about capturing that magic in a photo for the Tollgate Calendar or Farm News.



Top left photo provided by Dave Komraus
Bottom left, top and bottom right photos by Roy Prentice
Middle right photo by Norm Powell
(All photos 2021)

Tollgate Volunteer Information

Activity Days: January - October

- Activity Day hours are 9:00 am – Noon, unless otherwise noted on the Activities section of the first page of the newsletter, and the full year calendar (next page).
- Lunch will be provided on scheduled workdays.
- Active members will continue to get email reminders of these activities.

*We strongly recommend you bring your own tools for your garden activities. All tools borrowed from the toolshed **must** be sanitized with a 10% bleach solution prior to returning the items to the toolshed after use.*

TIP: If you aren't getting
The Tollgate Farm News email,
check your SPAM folder

**Volunteer Activity Day and
Meeting information
will be communicated by email**

Garden Tools Available for Use at Tollgate

Spades	Leaf Rakes
Garden Rakes	Garden Hoe
Brooms	Long-Handled Garden Forks
Wheelbarrows	Weed Buckets

Suggested Gardening Implements to Bring from Home as Needed

Trowel	Plant Division Forks
Pruners	Shrub Rake
Loppers	Sun Screen/Insect Repellent
Garden Scissors	Garden Gloves
Hand Saw	Knee Pads
Weeding Implement	

Tollgate Garden Advisory Committee (TGAC)

Farm Manager – Roy Prentice

248-347-3860 Ext.251 prentic1@msu.edu

President..... Renee Cottrell

Vice President Marilyn Alimpich

Secretary..... Theresa Bridenbaugh

Treasurer..... Karen Harris

Membership..... Angie Carter

Communications Kathy Johnson

Programs..... Jackie Stengel

Hospitality..... Teresa LaRosa

Farm News Editor Nancy Powell

- The TGAC meets monthly virtually on Zoom (until further notice) on **the first Tuesday of the month at 7:00 PM**. All Tollgate Garden Volunteer members are welcome to attend and should contact Roy Prentice for meeting link.
- Contact information for individual TGAC members and Area Garden Leaders (AGL) are available by contacting Roy Prentice to have message or contact forwarded for response. Contact info can also be found in the Garden Binders in the Volunteer Communication Center.
- Tollgate Volunteer Membership is renewed annually. The 2022 Tollgate Garden Volunteer membership is valid from **January 1, 2022 to December 31, 2022**.

For membership questions or to update your current membership information, email
tollgatemembers@gmail.com

For general information and questions, contact
Roy Prentice or see Website:
<http://tollgate.msu.edu/volunteering/>

MSU Tollgate Farm and Education Center



28115 Meadowbrook
Novi, MI, 48377-3128
tollgate.msu.edu
Contact Roy Prentice:
248-347-3860 ext. 251

Updated:

6-8-2022

MSU Tollgate Garden Volunteers
Activity Calendar-2022

January		February		March	
4-TGAC via Zoom	7:00 PM	1-TGAC Meeting via Zoom	7:00 PM	1-TGAC Meeting via Zoom	7:00 PM
15-AGL Planning Meeting via Zoom	10:00AM	17-TGV General Meeting via Zoom	7:00 PM	17-TGV General Meeting via Zoom	7:00 PM
20-TGV General Meeting via Zoom	7:00 PM	<u>Activity Day</u>		<u>Activity Days</u>	
		26-Maple Syrup Tapping	10:00AM	5/6- Maplefest no work day	
				12-Pruning	9:00AM
				19-Grass Cut Back-all	9:00AM
				26- Pathway/demo mulching	9:00AM
April		May		June	
5-TGAC Meeting	7:00 PM	3-TGAC Meeting	7:00 PM	7-TGAC Meeting	7:00 PM
21-TGV General Meeting	7:00 PM	19-TGV General Meeting	7:00 PM	16-TGV General Meeting	7:00 PM
<u>Activity Days</u> 		<u>Activity Days</u> 		<u>Activity Days</u> 	
2-12 Mile/Pond	9:00AM	<u>Activity Days</u>		<u>Activity Days</u>	
9-Office/Entrance/Rain	9:00AM	7-Nursery/Children's/Xeriscape	9:00AM	4-Spring Plant Sale	9am-2pm
16-Easter/Passover weekend/Demo		14-Farmhouse/Shade/Hosta	9:00AM	11-Rose/Hosta/Heritage	9:00AM
23-Rose/Heritage/Rockledge	9:00AM	21- Plant Sale Division/prep plant drop off	9:00AM	18-Office/Entrance/ Rain	9:00AM
30-Spring clean up	9:00AM	28-Memorial Weekend TBD		25-Farmhouse/Shade and PAR	9:00AM
New volunteer orientation	9:00AM				
July		August		September	
5-TGAC Meeting	7:00 PM	2-TGAC Meeting	7:00 PM	6-TGAC Meeting	7:00 PM
		18-TGV General Meeting	7:00 PM	15-TGV General Meeting	7:00 PM
<u>Activity Days</u>		<u>Activity Days</u> 		<u>Activity Days</u> 	
2- July 4th Weekend TBD		6-Nursery/Pond	9:00AM	3-Labor Day Weekend TBD	
9-Children's/Xeriscape	9:00AM	13-Hosta/ Farmhouse/Shade	9:00AM	10- Demo/Hosta	9:00AM
16-Open House clean up	9:00AM	20-Demo/Entrance/Office	9:00AM	17-Nursery Fall Plant Sale	9:00-12:00
21-TGV Garden Open House	6-8:30PM	27-Rose/12 Mile/Nursery	9:00AM	24-Xeriscape/Children's and Pond	
(Thursday-no membership mtg)					
23-Heritage/Rockledge/Rair	9:00AM				
30-Rose/12 Mile/PAR	9:00AM				
October		November		December	
4-TGAC Meeting	7:00 PM	1-TGAC Meeting	7:00 PM	6-TGAC Meeting	7:00 PM
Yom Kippur		5-Recognition Dinner	4:00PM	17-Rose mounding	10:00AM
20-TGV General Meeting	7:00 PM	24-Thanksgiving		18-Hanukkah and 25-Christmas	
<u>Activity Days</u>					
1-Plant Division & potting	9:00AM				
8/9-Pumpkinfest					
15-Fall Clean-Up					
22-Fall Clean Up					
29-Fall Clean up					

**All activity days begin at 9 am and are subject to change. Please consult the newsletter or call 248 347-3860 ext 251 or look for e-mails for updated information.

Visit on web: www.tollgate.msu.edu

MSU TOLLGATE

VOLUNTEER SIGN IN

LOGGING YOUR VOLUNTEER HOURS HELPS US TELL TOLLGATE'S STORY TO THE MSU COMMUNITY

- USING THE CAMERA ON YOUR SMART PHONE, HOVER OVER THE QR CODE
- A LINK WILL APPEAR
- IF NO LINK APPEARS, YOU WILL HAVE TO DOWNLOAD A QR READER APP
- CLICK ON THE LINK TO THE GOOGLE SIGN IN PAGE
- COMPLETE WITH YOUR INFORMATION
- THIS SIGN-IN PROCEDURE DOES **NOT** LOG YOUR HOURS WITH MSU EXTENSION



NOTE: If you prefer to complete your sign-in on your computer, this link will take you to the site:
[Tollgate Volunteer Sign In 2022](#)

MSU Tollgate gets a lot of credit for all the wonderful volunteers that tend the gardens, make maple syrup, and support programming. The farm would not be the unique place that it is without the support of many willing hands. Traditionally, Tollgate has relied on a sign-in sheet in the volunteer center to capture the hours of volunteer service. Many of our volunteers who work in the maple project or distant gardens may not visit the volunteer center when they are on the farm. To capture all of our volunteer hours, we are trying a new recording system. By following the instructions below and scanning the QR code, you can record your Tollgate hours online from anywhere. After you have scanned the code, you can even bookmark the link so that you can access the hours reporting form without the code.

Thank you for making Tollgate such a wonderful place! Roy

Tollgate Garden Volunteers Ballot for 2023

You may cast your vote for the person nominated or write in yourself or a member of TGV for the following offices. (**NOTE: Be sure if you write in someone's name, that they are willing to fulfill the office**). Please mark your choice and return this ballot **by e-mail no later than 7:00 p.m. on Thursday, October 20, 2022**. Ballot count will be done and reported at the October membership meeting. If you wish to mail your ballot, it should be **post marked no later than Friday, October 14, 2022** in order to ensure its receipt at Tollgate in time for the ballot count.

Email responses: send to tlb4@mi.rr.com

U.S. Mail: send your ballot in a separate envelope to:

Tollgate Education Center
Attention: Tollgate Gardens Volunteers
28115 Meadowbrook
Novi, MI. 48377-3128

President	_____	Renee Cottrell	or	_____	_____	(Write in)
Vice President	_____	Marilyn Alimpich	or	_____	_____	(Write in)
Secretary	_____	Theresa Bridenbaugh	or	_____	_____	(Write in)
Treasurer	_____	Karen Harris	or	_____	_____	(Write in)



MSU Tollgate Garden Volunteers Membership Form

Please legibly print all entries. Thank you.

2023

Name _____

Address _____

City _____ MI

Zip _____ - _____

Name you would like on badge, if needed

Date Submitted _____

Telephone Number

Day _____ - _____

Evening _____ - _____

Email _____

Choose **one only**:

☐ **Supporting member:** I wish to support the volunteers and participate in monthly meetings but will **not** be participating *as a volunteer* in garden activities, projects or other events on the site.

☐ **Active member:** I plan to participate *as a volunteer* in meetings, garden activities and/or other events or projects on the site and have or will complete the required Volunteer Selection Process.

Were you a Tollgate volunteer member last year? Yes () No ()

Are you interested in serving on a committee or garden project? Yes () No ()

If yes, please note below if you have a particular area of interest or skills to share.

A donation in support of the Tollgate Volunteer organization would be greatly appreciated (\$20 suggested). If you would like the newsletter mailed to you rather than emailed, please include an additional \$10 to cover postage.

Check here to have the newsletter mailed to you. ____

Make checks payable to: **Michigan State University**

Return to:

Tollgate Gardens Volunteer Office

28115 Meadowbrook

Novi, MI 48377-3128

Questions: **Phone: 248-347-3860 Ext. 251**

Email: tollgatemembers@gmail.com

2023 Membership is valid from January 1, 2023 to December 31, 2023

Please read this Privacy Policy:

By filling out and submitting this form you authorize the Tollgate Garden Volunteers (TGV) and MSU to use your contact information to communicate with you via email, newsletters, and other formats. If you wish your email and other identification information to not be used by the TGV and MSU, please check this box (). (By checking this box, you will not receive email notification of workdays, or other volunteer opportunities, special events and educational opportunities, or the availability of the newsletter via e-mail.)

In the event of an emergency please notify:

Name

Phone